

The Elemental Poodle



March, 2006 Volume 3 Issue #1
Copyright © UPBA, 2006

From the President's Pen

By Sally Eller

The Board and the Committee Chairs, as well as Committee Members, have been busy getting UPBA organized for this year. We had a very successful Committee Chairs meeting with the Board on February 6, and you can find the goals for each committee for 2006 further on in this newsletter, as well as the current committee membership.

The Board has set goals for 2006:

1. **UKC:**
 - **To improve UPBA visibility in UKC by promoting litter registration within the club.**
2. **SHOWS:**
 - **To produce a successful Annual Conformation Show and Annual Meeting in September, October, or November 2006.**
3. **PERFORMANCE:**
 - **To become licensed with UKC to hold obedience trials.**
 - **To hold a successful performance trial, or a match.**
4. **UPBA MEMBERSHIP:**
 - **Continue to increase the number of members.**

We are confident that the association has the energy and interest to support the Board in achieving these goals. We CANNOT do it without you! As we are a small group, we need each and everyone to be helping in some way. There are many options for this:

- Serving on a committee OR working on a specific task for the club.
- Encouraging handlers you see at shows and trials to join UPBA.
- Give out the UPBA information flyer, found at <http://groups.yahoo.com/group/UPBA/files/PUBLICITY>
- Register your litters with UKC - see Elizabeth Glew's article in this newsletter.
- Plan on attending and showing at our Annual Fall Show and Annual Meeting.

We are waiting for final word from the Old Line State Dog Club in Maryland for agreement to hold our conformation show in conjunction with their show in mid October. We have the Annual Meeting the same weekend. OLSDC is also having an obedience trial that weekend, so we would have an opportunity to help them, and gain experience that would be good on our application for our application for an UKC obedience license. Also this is a chance to trial in UKC obedience!

Enjoy your poodles and keep their wonderful minds busy!

Sally
sallyeller@ftg.net



Animals are such agreeable friends – they ask no questions, they pass no criticisms.

George Eliot

Treasurer's Report
Ann Addison

We have in our checking account \$2,593.48

We have made a donation of \$50.00 to the trust fund of Janice Bennett's daughter in memory of Janice's husband.



From the Education Committee
By Elizabeth Glew

UKC Litter Registration

Litter Registrations are very important to the folks at UKC. When I met with Michelle Morgan a couple of years ago, one of the things I asked her was what we can do to be an excellent UKC club. In other words, what does UKC want from us? Her immediate answer was "litter registrations." UKC will be pleased with UPBA if we can significantly increase litter registrations of the poodle breeds. If UKC is pleased with our club, it will be easier for us to accomplish our goals. This makes increasing poodle litter registrations important to all of us, whether we breed or not.

There are some definite advantages to registering a litter. Unless you have a litter of one, it is cheaper to register the litter than to register the puppies individually. Litter registration also allows the breeder to maintain more complete records, including the registration number of every puppy. By registering the litter yourself, rather than leaving it to the eventual owners, the breeder is assured that each puppy is correctly registered. Litter registration is also a "value added" service that you can provide to puppy buyers, demonstrating your commitment to your puppies and to your breed.

Complete instructions and forms for litter registration are available on the UKC web site at <http://www.ukcdogs.com/Registration.htm>

Paper registration forms can also be ordered directly from UKC. Here's a quick overview of the procedure. Litter registration must be done before the puppies are a year old. Before a litter can be registered, both sire and dam must be permanently registered with UKC. The sire and dam must be of the same breed. (For our breeds, this means that a litter having one Standard Poodle parent and one Mini or Toy parent cannot be registered. Multi-colored poodles are NOT a separate breed, so a litter with one solid parent and one multi parent can be registered.) The litter registration form requires the following information: Date of breeding, sire's and dam's UKC registration numbers, date of birth, number of males and females in the litter. It must be signed by the owners of both the sire and the dam. UKC suggests that everything except the date of birth and number of males and females be completed at the time of breeding to simplify the process.

Litter registration costs only \$20 if done before the pups are 6 months old. If desired, permanent registration papers can be obtained at the same time as the litter registration for any puppies the breeder is keeping or transferring directly to the new owners. This convenient service can really save on the paperwork. Permanent registrations will be delivered with a performance pedigree. Any additional services (such as DNA profiling) that the litter needs can be ordered on the same form. Breeders can also place a litter announcement in Bloodlines or Hunting Retriever magazines by checking a box on the same form.

The litter registration process accommodates artificially inseminated litters (fresh or frozen), and dual sired litters. Rush and Next Day service are available for an additional fee. These procedures are usually handled without any problems. UKC reports that almost all delays and complications with litter registration have one cause -- bad handwriting! As long as you print neatly, your

litter registration will be processed quickly and efficiently.

Litter registration is an area where all our members can make an important contribution to the success of our club. If you are a breeder, please register your litters! If you are not a breeder, please let your breeder(s) know that you value litter registration and prefer to purchase puppies who have been litter registered with UKC.



**From the health half of the Health
& Education Committee
By Elizabeth Glew**

Poodle Health Registry

The Poodle Health Registry is a permanent, international, open database of poodle health information. It registers poodles of all sizes, colors, patterns, and origins. Both living and dead poodles are registerable since the purpose is to provide as much information as possible about diseases affecting poodles. The PHR was established in 2003 as a free service for buyers and breeders. It is operated by volunteers and supported by donations.

The database is available on the web at <http://www.poodlehealthregistry.org/> and can currently be searched by variety and disease. Some features, including additional search modes, are still under development. The information provided by the PHR is useful because it is comprehensive and reliable. Every diagnosis must be documented by a licensed veterinarian. For each registered dog, the database provides diagnoses, pedigree and date of birth, coefficient of inbreeding, and a list of related dogs included in the database. For each disease, the registry also provides informational links.

In order to achieve its full potential as a tool for the preservation and improvement of the

poodle breeds, the Poodle Health Registry needs more information. Registering our poodles is free and simple. Download the forms, fill them out, get your veterinarian's signature at your next visit, send them in, and pat yourself on the back for making an important contribution to the welfare of our breeds!



**UKC Standings
THROUGH FEBRUARY 5, 2006
Poodle**

01. Freewyn Beowulf Harold W Kohlman 7
02. Mar-b's Simply Sinful Sindy Mary A Bengel 4
02. Poco A Poco Blacken Decker Gayle Roberson 4
04. Antigon's Echos Of Aristo Lori Devine-davis and Danny J Bussard 3

Poodle M/c

01. CH Poco A Poco Doctor No Gayle Roberson 3

Standard Poodle

01. GRCH Scheherazade Five Star General Linda Howard 16
02. Osea Quick Time Jacquelyn E Taylor 7
03. CH UCD Terrifick Silber Saphir Terri Sidell and Jan Mysliwiec 6
04. CH Osea Que Pasa Jacquelyn E Taylor 5
05. CH Gaffer's Diamond Nicole Susan Brasel or Karen Wilson 2
05. CH UCD Terrifick Silber Tresor Terri Sidell 2
07. Leonardo De Marley Marcia Pennington 1
07. Artemis House Gryffindor Kathleen Burkhardt or Cori Gacusana 1

Standard Poodle M/c

01. Poetrays Ozzy And Hairy-it Christie Murphy 5
02. Lexi's Parti In Poetry Christie Murphy 3

Agility All Stars I

42. UAGI CH ROJEAN'S VIVACIOUS EVITA STANDARD POODLE Sandra J Stuerke Colorado 22
49. UGRACH CH DAWNS MOONLIGHT WHISPER POODLE Sherry D Speckels Illinois 20
49. UAGII LUCY ROSE POODLE Jan Herald-conrad Illinois 20

Agility All Stars II

21. UGRACH CH DAWNS MOONLIGHT WHISPER POODLE Sherry D Speckels Illinois 20
21. UGRACH KARENS GYPSY MAGIC POODLE Karen Warda Illinois 20

44. UAGII CHEYENNE POODLE Lu Ann Gourley and Pat Gourley Colorado 12

Agility All Stars III

08. UCD UACH PECKERWOOD'S MICHE STANDARD POODLE Johannah S Franke and O Lehn Franke Colorado 20

08. UACH COLANDO'S WILLIAM CARLOS STANDARD POODLE Shirley Robertson Michigan 20
19. UGRACH CH DAWNS MOONLIGHT WHISPER POODLE Sherry D Speckels Illinois 14

21. UGRACH KARENS GYPSY MAGIC POODLE Karen Warda Illinois 12

24. SHR CH UACHX OAKWIND'S TAKE A GANDER STANDARD POODLE Jacquelyn R Bowman Wisconsin 10

24. UACH FILAGREE DESERT ROSE STANDARD POODLE Pam L Chastain Kansas 10

Novice All Stars

03. DACHER BRAYLANE BUD'S FOR ME POODLE Nancy W Windham Washington 15

35. CH MAR-B'S THE FULL MONTY POODLE Mary A Bengel Texas 2

Open All Stars

21. UCD MAR-B'S PUTTIN ON THE RITZ POODLE Mary A Bengel Texas 5

27. UCDX SANDSTORM'S ZORRO CHICO POODLE Donna R Fox Texas 3

30. UCD GRACELANN'S RAINBOW JUBILEE STANDARD POODLE P Rooney and B Rooney Pennsylvania 2

34. UAGII UUD BUNKERS MS SAVANA SOONER STANDARD POODLE Jill Perry Oklahoma 1

Utility

07. UCDX SANDSTORM'S ZORRO CHICO POODLE Donna R Fox Texas 4

New Title Holders

(UKC as of Jan 1, 2006)

Grand Agility Champion

POODLE
UGRACH TORQUAY ANDRE' L'AMOUR
VIRGINIA L SCHULD

United Agility Champion

POODLE
UACH BEAUS N'BELLES TIGGER TOO
JEANNE LEA GARBER & JENNIFER LYNN BRUESER

United Agility II

POODLE
UAGII LUCY ROSE
JAN HERALD-CONRADT

UAGII STARFIRE TERRIER IN D'SKIES
CATHERINE A SIMON

United Agility I

POODLE
UAGI UCD RUYLE'S GINGER
JANE A RUYLE & JOE E RUYLE

Conformation

Grand Show Champion

STANDARD POODLE
GRCH TIARA WINDSOR DOT COM
ALEXA IVOIRE ENRIQUEZ

GRCH DGL'S DEVA'S MAN IN MOTION
SHARON D KEEN

GRCH SISCO'S I LIKE IT LIKE THAT
GLORIA OGDahl / BECKY BAXTER

GRCH PRICE'S KONIGIN DER NACHT
NANCY TAPPENDORF

GRCH SANDPIPERS MIDNIGHT MYSTIC
MELISSA A WILLIAMS

Show Champion

Poodle
CH ZORCON GINGERBREAD GIRL
MELINDA PEDERY

CH ZORCON BLACK WITH EUROPEAN CHARM
MELINDA PEDERY

CH DKL JAMIE O'CRIDECAINE
ANTOINETTE WOODS & PAMELA WOODS

CH PAMPER'S DISCO DANCER
CYNTHIA WOODS / PAMELA WOODS

STANDARD POODLE
CH SANDPIPERS DIVA IN THE MAKING
APRIL D BLACKMAN

CH GAFFER'S DIAMOND NICOLE
SUSAN BRASEL / KAREN WILSON

CH TIARA QUASAR
NORMAN BROOKS & BARBARA BROOKS

CH WPS DONT DRINK THE MILK OF DGL
KATHARINE DOKKEN

CH SUNRIDGE BLIZZARD OF WINSONG
DONNA L ERWIN / SYLVIA HORVATH

CH DGL'S DOMINIQUE AVEC G-FORCE
SHARON KEEN / BETH GENTRY

CH ZORCON BITTERSWEET SONG
MELINDA PEDERY

CH C-N-C'S SHOWSTOPPER-ALL THE RAIGE
JEAN MARIE ROBERTSON & CHRIS ROBERTSON

CH REBELSTAR SUGAR N SPICE

ANNETTE G SHEPARD

CH TIARA QUENDI TANGO
JINA WATKINS

CH SANDPIPER MISTY MT CHEVAL NOIR
MELISSA A WILLIAMS

Obedience
United Companion Dog
POODLE
UCD WILDWOOD RUSTIC PETUNIA
JUDITH M CARR

UCD NORALLE'S CHAMPAGNE TOAST
CAROL HARRISON

PORTUGUESE WATER DOG
UCD IWISHIWASARUNETOO
RICHARD BARTHOLOMA

UCD ALIANA'S SEREIA BELLA CRUZ
CYNTHIA FREEBORN-BERUBE

UCD UAGI ROBEL WIND AT RIVERGATE
CANDACE T LAWHORNE

STANDARD POODLE
UCD SHR TUDOROSE ROMAN EMPEROR
CHERYL INGWERSEN

UCD TIME FOR T
GEORGIA M MESTON

UCD TERRIFICK SILBER TRESOR
TERRI SIDELL

UCD ASCOT YOU ONLY LIVE TWICE
KATHLEEN SNOW

UCD BIBELOT'S TOLKA SILVER SEIKO
VIVIENNE SWARBRECK

Congratulations to all members listed here!



Plan now to attend Premier 2006!

This year's Premier will be June 16 - 18 in Kalamazoo, Michigan. There are no day-of-show entries and pre-entries close May 19. UKC hosted events for 2006 will be: 3 all breed conformation shows, 2 agility trials, 2 dog sport trials, 2 obedience trials, 2 terrier races, and 2 weight pulls. There will also be numerous other events throughout the weekend, including a poodle specialty hosted

by MCPCA. All sizes and colors of poodles are invited MCPCA is offering altered classes in addition to the licensed classes, so plan to bring everybody. Top Ten and Total Junior preliminary judging will take place on Thursday, June 15th with finals on the 16th. Expect to see many UPBA members represented! Also on Thursday, the United Retriever Club will host a Retriever specialty, to which Standard Poodles (solid and multi) are invited.

June in Michigan is usually very pleasant with warm days and cool nights. There is plenty of inexpensive camping available at the show site. If you want a hotel room, reserve it very early. They fill up FAST. This year, UKC has arranged a 10% discount on Northwest Airlines for Premier exhibitors if you book at least 30 days in advance. Premier is the event of the year -- tons of fun for everyone. Don't miss it!



Correction to December's Newsletter:

Under the UPBA Show Results, the Best

Novice Puppy was incorrectly listed. It should have been: Benet Rise to the Occasion owned by Janice Bennett and pictured here.



No ~ we don't breed them big on purpose!

Braggs & Announcements

UKC CH WP's Kaycie Stone Cold Crazy, a silver male standard poodle has recently been rated as OFA Good on his hips, and OFA SA skin punched as normal.



UKC CH WP's Cherdons Chequered Love, a black and white standard parti poodle has recently been rated as OFA Good on her hips and OFA SA skin punched as normal.



Both owned by Katie Dokken, Whispering Pines Standard Poodles, Orlean, Virginia.
<http://www.wspoodles.com>

Marcia German & the Kali Standard Poodles are proud to announce that one of their girls, Simi, U-CH. Kali's Lil Sundae Surprise, CGC, earned her Rally Novice Title. She earned her first leg last June at PCA with a 93. Her second and third legs were earned in February at Staten Island Obedience Dog Training Club and Bayshore Companion Dog Club with a 94.

New member, Ronnie Benware reports that her standard poodle "Madison" or "Benroyal Phantom Fever", took Group 2 at her first show; The Texas Classic in Hutto, TX on January 21. "I am so excited because this is my first poodle to be shown!"
Way to go Ronnie!

Mindy of Zorcon Poodles Toys and Standards
<http://members.tripod.com/zpoodle/index.html>
reports that
Brown Toy Zorcon Gingerbread Girl finished her title Dec.4 in Hickory, NC with a Group II and a Group IV.....from the Breeder/handler class.....as a puppy.



U.Ch.Zorcon Gingerbread Girl

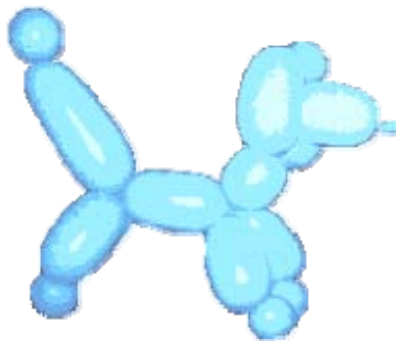
Brown Standard Zorcon Bittersweet Song also finished her title Dec.4 in Hickory,NC with Best Female and Best of Winners.....from the Breeder/handler class.



U.Ch.Zorcon Bittersweet Song



French Poodle



Directions:




Image 1: Inflate a balloon leaving a 5" tail and knot the end. Make **two** 3" bubbles, a 1" bubble, and a third 3" bubble. Remember to twist them in opposite directions and hold onto the bubbles so they don't untwist. (The first 3" bubble will be the nose, while the next

three will make up the head).

Image 2: Fold the last 3" bubble over until the twist at the back of the last 3" bubble meets the twist between the first and second 3" bubbles.

Image 3: Twist the second and third 3" bubbles around each other a couple of times to lock the entire head structure in place.



Image 1: Make another 3" bubble below the head for the neck. Hold onto it so it doesn't untwist.

Image 2: Follow this with a 3" bubble, then **two** 1" bubbles and another 3" bubble. (Each set of legs will be made with this combination of 3"-1"-1"3" bubbles). Don't forget to make a couple extra twists for the smaller bubbles. Hold onto these bubbles so that they don't untwist.

Image 3: Fold all of these bubbles at the point between the two 1" bubbles. Line up the twist behind the last 3" bubble with the twist between the first two 3" bubbles.



Image 1: Join here with a locking twist to complete the front legs of your french poodle.

Image 2: Make a 3" bubble behind the front legs for the body. Then another 3" bubble, two 1" bubbles, and a third 3" bubble (the back legs). Leave two to three inches for the tail. Hold the bubbles so that they don't untwist.

Image 3: Fold all of these bubbles at the point between the two 1" bubbles. Again, line up the twist behind the last of these 3"

bubbles with the twist between the first and second 3" bubbles. Join here with a locking twist forming the back legs. There should be a 2"-3" bubble left for the tail.



Image 1: Return to the first 3" bubble, which has the knot. Fold it in half and begin to push the knot back between the ears of your french poodle.

Image 2: Gently roll the ears around the nose.

Image 3: Push the nose about half way through the ears. Give a gentle tug on the knot to release a little extra balloon at the very tip while you squeeze the ears lightly at the same time.



Image 1: Take the very tip of the tail of the balloon and stretch it quite a bit.


Image 2: With both of your hands, squeeze the 3" bubble at the end of the balloon until a little bubble pops up at the very tip.

Image 3: Here is your completed French poodle.



I always thought that my canine family tended to view me as the funny-looking two-legged dog who runs the can opener.
Roger Caras, *A Dog is Listening*

A Poodle by Any Other Name...



Clues

Across

- 3 Hungarian
- 5 French
- 6 Czech
- 8 Irish Gaelic
- 9 Albanian
- 10 Japanese
- 11 Latvian
- 12 Italian
- 13 Yiddish

Down

- 1 Indonesian
- 2 Croatian
- 4 Turkish
- 7 German

Word Bank (Do not include spaces on grid. Do include dashes.)

- | | | | | |
|--------|---------------------|------------|---------|---------|
| anjing | berbulu tebal | poedel | pudl | pu-donu |
| kanish | | pu-delis | pudlik | |
| pudli | gondorszoru uszkari | barboncino | pudal | pudel |
| quen | qimedredhur | caniche | pudlica | |

Top ten
fruits & veggies
 for your best friend

By Audi Donamor
 Submitted by Julie Borst-Reed

An apple a day keeps the doctor away. This is true, not only for you, but for your companion animals too. In fact, providing your dog or cat with a variety of nutrient-dense fruits and vegetables can

help him live a healthier, longer life, even reducing the risk of certain diseases, including cancer.

Choose orange, red, yellow, and other brightly colored fruits and vegetables to support your animal companions' daily diet. Buy organic produce whenever possible, and say "no" to dyed, waxed, irradiated and genetically engineered items. This is particularly important because the skin on fruits and vegetables is usually the most concentrated source of nutrients, so you don't want to have to remove it.

Our animals do not have the necessary enzymes to break down cellulose walls, which are indigestible carbohydrates found in the outer layers of fruits and vegetables like apples, broccoli, green beans, and carrots. We have to break down the walls for them, so these powerpacked foods become as bio-available as possible. This can be accomplished in a variety of ways:

- A food processor, blender, or grinder can quickly create a wonderful purée for your feline and canine family members. Most fruits just need a fast spin in a processor.
- Cooking and steaming vegetables will also break down the cellulose walls.
- Juicing produces lots of fantastic pulp. Visit your local organic juice bar or health food store, and ask if you can have some of their extra pulp. The pulp freezes beautifully, so you always have something on hand when you can't do the work yourself, and you can use it as a base for wonderful frozen treats and biscuits.

The following ten fruits and vegetables are major players when it comes to the health and well being of our feline and canine family members.

1. Carrots

The carrot is one of the kings of the vegetable patch. There are over 100 varieties, from deep purple and white to the brilliant orange we are most accustomed to. Each is a storehouse of nutrient power that's good for our canine and feline friends.

Carrots contain pro-vitamin A (betacarotene), vitamins B, C, D, E and K, riboflavin, niacin, calcium, potassium, phosphorus, sodium, iron, magnesium, manganese, sulphur, copper, and

iodine. They support the immune system, aid digestion, and are also recognized as a glandular tonic, skin cleanser, and eye conditioner.

For your feline friend, try some cooked puréed carrot. Consider parboiled carrots for a teething puppy. For trips on the road, you can even try Frontier 100% organic carrot powder.

2. Broccoli

Broccoli, a phyto nutrient-dense member of the cruciferous family, is a low glycemic vegetable king pin. This means it does not cause a rapid rise in blood glucose levels. Broccoli contains lots of vitamin C and beta-carotene, as well as vitamins A and D. It is one of the most important cancer fighting vegetables. It contains no fewer than three cancer protective biochemicals, including sulforaphane, which boosts the immune system.

Other members of the cruciferous family include Brussels sprouts, caulif lower, cabbage, rutabagas, kohlrabi, bok choy, kale, Swiss chard, collards, and turnips. Clinical studies are currently examining the role of cruciferous vegetables and their possible link to lower cancer rates. Broccoli should be fed in moderation, because it can depress thyroid function if fed in large amounts. When it comes to the cruciferous family, try cooked rather than raw, because cooking releases indole, a cancer fighting enzyme.

3. Green Beans

Green beans are considered one of the world's healthiest foods. They are an excellent source of vitamin A because of their concentration of carotenoids, including beta-carotene. Green beans also include vitamins C and K, calcium, copper, fiber, folic acid, iron, magnesium, manganese, niacin, phosphorus, potassium, protein, riboflavin, thiamin, and Omega-3 fatty acids. Vitamin K stands out because it is important for maintaining strong bones. Vitamin K-1 activates osteocalcin, the major non-collagen protein in bone, and acts as an anchor for calcium molecules inside bones. Green beans are heart smart, too



**Don't accept your dog's admiration as
conclusive evidence that you are wonderful.
Ann Landers**

Kentucky Duck Hunt

By Guest Contributor
Dudley Fontaine

WOW!!!! I am so excited. For the first time EVER, I went on an actual duck hunt this morning. It was completely unplanned on my part... Greg and I and the dogs had driven to my parents in KY for Xmas Thursday afternoon. Talking to my dad after dinner, he again told me how much his friend (and my childhood dentist) Dr. Maddox wants to take me and my poodle duck hunting some day. I said I'd love to go and Dad replied "Why don't we call and see if he's going Friday?" So he called and sure enough, duck hunting was on tap for the morning.

They picked me up at 5:40AM and we headed to the small pond in a dark cow pasture, but with plenty of light from the stars and the half-moon. It was cold... 14deg... but no wind. Dr. Maddox used a big metal pole to bust up ice around the edges and then he set the decoys. Bennie, Dr. Maddox's friend and a field guide, and I set up the gunner blind, stools, etc. We had everything in place just as it was barely getting light. Bennie told me we should have good luck as this particular pond is spring-fed and doesn't freeze all the way over. He then went on to tell me if the ducks are coming, they would be there by 7:15AM. How's that? Ducks who work on the clock!

So... of course I didn't have any of my 'stuff' with me... why would I? Luckily I *did* have along my whistle and E-collar as I planned to run some blinds on the golf course. And I happened to have a pair of camo pants that live in my luggage because they aren't dirty and I've been too lazy to take them out. ;-) Had to borrow some waterproof GOLF BOOTS from my dad... his long underwear, Dr. Maddox's camo jacket, which hung to my knees) and hat and gloves.

Anyway... back to the blind... although I thought Keen would have no trouble being steady during shooting, I didn't want to take any chance of ruining anything so had her at heel on my left side, seated and on lead. Gunners on my right. 7:14, nothing... Bennie uses a duck call like I couldn't believe. 7:15... nothing... 7:16, in they came. Talk about excited!!!! I was thrilled. Both guys shot

and hit two of the five mallards. Those guns are LOUD and I was totally surprised by the muzzle-flash. Keen sat like a ROCK. We waited as they explained to me there were probably more ducks in the area and sure enough, after a little more expert calling by Bennie, they arrived. The guys shot three more, two of which were wounded, not dead.

Then it was our turn to show our stuff. I had already explained that my poodle might very well not get in the icy water at all and both the guys were very supportive. All the retrieves were blinds for her as we sat behind the gunner blind and didn't get to mark any falls. First bird is short... maybe 20yds out into the water. There was a bit of a channel through the ice as Dr. Maddox had beaten it up to plant his decoys. I line her up, she sees the lovely, belly-up bird, send her 'Back' and I'll be damned if she didn't get in that water and go right to the bird. WOW!!!!!!!!!!!!!! Big pieces of ice were floating all around and she either pushed them aside as she swam or went over them.



UCD HR Avivim Peppita de Sergio VCD2, UD, JH, AX, AXJ, WCX "Keen"

Next bird was about 30yds away, back up floating, in decoys. The 'channel' through the ice was to the right of the proper line. I line her to the bird, thinking she'll plop into the channel then I can

handle her over. Nope, bless her heart but she tried to go straight... got about 5yds. out on top of the ice before she broke through. She tried to break it up and go forward but it was too difficult. I called her in, relined her a bit fat, resent. Back in she went (she was shaking a lot) and I was able to actually 'handle' her down the channel then over to the bird. Talk about exciting.

Last bird in the water was straight ahead, 40yds, also back up floating and between a couple of stumps. She lined up, shaking, and went when I Set her. The previous blind sucked her and I got a couple of 'scallop' casts. I then 'No-ed' her, gave her an 'over' which she took beautifully, then a 'back' put her on the bird. This was a gorgeous drake mallard. She came straight back which meant cutting through some ice that hadn't been broken up for decoys. What a picture... MY GIRL busting through ice with her bird. I can't tell you how proud (and amazed) I was to see my training actually work!

We packed everything up then went looking for the two cripples. This pond was created by beavers and there was a 'lodge' and lots of holes. We found one hen in a feeder creek... Keen picked that up without having to get wet (her neck can be really long). We never found the other cripple... Bennie and Dr. Maddox said sometimes when they get hurt they dive into one of those beaver holes and that's the end of it.


Back to the truck to towel her off... ha, ha, ha. All she did was 'crunch'. The poodle was covered in ice. She wasn't cold though, or shaking... running through the cow pasture had warmed her up and she was ready to run some more. I opened the door to the Varikennel in Dr. Maddox's truck, put the towels in the bottom of the crate and told her to 'kennel up'. She did with no fuss. Both the gentlemen were delighted with her (no more than me!) and went on and on about how well-trained she is, how tough, etc. That ice was tough and the fact she kept going for me, well... I don't have any buttons left on my shirt I'm so dang proud of her. What a wonderful, wonderful day. I couldn't have asked for a better Xmas present.



Spring is around the corner, you and your pooch are ready to go! Or are you?

Contributed by Julie Borst-Reed

Before you take to the trail or road you need to read the award winning humorous Happy Tails- Hilarious Helpful Hints for Dog Owner. It is a delightful and entertaining book for all dog lovers. You can go to www.pawpublishing.com for more detailed information on the book and the authors. The suggested retail price is \$11.50 at Amazon and other online bookstores, but if you belong to a club that needs to raise money then you can order any quantity and get a 40% discount. (Your club must have a resale tax ID number.)



Call today, AuthorHouse's Book Order Hotline at (888) 280-7715 and tell them you want to order Happy Tails- Hilarious Helpful Hints for Dog Owners, By Dr. Gary L. Ailes, DVM and Joy Underhill, ISBN 1418461520

If you are not satisfied the books are fully returnable.

- Written from a dog's perspective, Hank, the dog, illustrates his life with his owners, Ron and Terri. From his point of view, all dog owners can learn a few new tricks. Going down Hank's memory lane provides the reader with plenty of useful tips on how to handle a variety of training and behavioral problems for the family pet. Section titles of: Your Perfect Puppy; Your Less-Than-Perfect Puppy; Dastardly Dog Deeds; If Men are From Mars, Are Dogs From Pluto?; Going Mobile!; and last Your Questions Answered, show the audience how to take responsibly for their dog's health and well-being in a humorous format.

Happy Tails- Hilarious Helpful Hints for Dog Owners

By Dr. Gary L. Ailes, DVM and Joy Underhill

ISBN 1418461520
Publication Date: October 2004
Suggested Retail Price: \$11.50
Pages: 168
Illustrations: 99 Photos: 3
Paperback: 5 x 8 x .4 inches



UPBA Committee Goals for 2006

Ad Hoc Committee on Illustrated Breed Standard for UKC ----

GOALS:

1. Complete at least 2 sections of the illustrated standard materials.
2. Maintain regular communication with committee members and with the Board through the Board liaison, Elizabeth Glew.

EDUCATION/ HEALTH COMMITTEE

MISSION: The Health and Education Committee will support Association objectives by providing health-related information and educational opportunities and materials to members (and to others as appropriate).

GOALS:

1. Publish an informative column in each newsletter.
2. Distribute illustrated materials produced by ad hoc committee to interested UKC judges.
3. Plan and carry out 1 health screening clinic or health education seminar for UPBA members and others.
4. Maintain regular communication with committee members and with the Board through the Board liaison, Katie Dokken.

FUND RAISING COMMITTEE

MISSION: The Fundraising Committee will support UPBA by generating monies to be used to further our stated club objectives.

GOALS:

1. Get 25% of membership active in fundraising.

2. Raise \$250 or more for the General Fund of UPBA.
3. Maintain regular communication with committee members and with the Board liaison, Janice Bennett

MEMBERSHIP/PUBLICITY COMMITTEE

MISSION: The Membership/ Publicity Committee will support the Association by actively educating the public about the benefits of membership in the Association, by facilitating membership in the Association, and by supporting Association objectives A and E through publicizing UPBA's mission and coming events.

GOALS:

1. Increase the UPBA membership to 65 members. (Present membership is about 50 members).
2. Make sure all willing members have club info flyers to distribute at all non-AKC events they are attending.
3. Place an ad in the Premier catalog.
4. Place ads in other performance and conformation publications as appropriate.
5. Maintain regular communication with committee members and with the Board through the Board liaison, Theresa Brandt.

NEWSLETTER COMMITTEE

MISSION: The Newsletter Committee will support Association objectives by publishing a regular newsletter for members and other subscribers.

GOALS:

1. 4 substantive newsletters distributed to all members.
2. Maintain regular communication with committee members and with the Board through the Board liaison, Ann Addison.

PERFORMANCE COMMITTEE

MISSION: The Performance Committee will support Association objectives A and B by promoting participation by Poodles and Standard Poodles in all performance activities for which they are eligible.

GOALS:

1. Supply a performance related article(s) for each UPBA newsletter, addressing a variety of UKC performance activities.
2. Provide recognition at the Annual Meeting of UKC performance achievements by members' Poodles and Standard Poodles.
3. Encourage UPBA members and others to increase poodle participation in UKC performance events.
4. Develop an awards program to recognize poodles that earn titles in more than one UKC sport.
5. Maintain regular communication with committee members and with the Board through the Board liaison, Sally Eller.

SHOW COMMITTEE 2006

MISSION of this committee: To determine the location, date, and to oversee all aspects of the Annual Fall Show in 2006.

GOALS:

1. To put on a Fall Show in 2006 following the Policy & Procedures Manual for Hosting Shows and the Show Proposal Worksheet.
2. To work with Health Committee Chair and/or Performance Committee Chair on events to be held in conjunction with fall show.
3. Consider appointing a Trophy Committee that would follow the Policy & Procedures for Trophies.
4. Maintain regular communication with committee members and with the Board through the Board liaison, Sally Eller.

WEB SITE COMMITTEE

MISSION: The Web Site Committee will support Association objectives by creating and maintaining a UPBA web site.

GOALS:

1. Maintain the domain name.

www.upba.org

2. Maintain a contract with a suitable web host.
3. Continue to improve the web site making it more user friendly and informative.
4. Increase traffic www.upba.org. 25% in 2006.

5. Increase www.upba.org visibility on search engines.
 6. Develop plans and procedures for updating the site on a monthly basis.
 7. Follow the Policy & Procedures for Web Site.
 8. Maintain regular communication with committee members and with the Board through the Board liaison, Sally Eller.
-

UPBA Committees 2006

AD HOC COMMITTEE FOR AN ILLUSTRATED BREED STANDARD (UKC) (IN CONJUNCTION WITH VIP)

Elizabeth Glew (Chair)

gleweliz@comcast.net

Grace Blair

cpoodle@earthlink.net

Tom Reese

treese@mbl.edu

EDUCATION/ HEALTH COMMITTEE

BOARD LIAISON: Katie Dokken

Elizabeth Glew (Chair)

gleweliz@comcast.net

Constance Mood

mood@pobox.upenn.edu

FUND RAISING COMMITTEE

BOARD LIAISON: Janice Bennett

Elizabeth Diestler (Chair)

elizabeth@trxinc.com

upbafundraising@trxinc.com

MEMBERSHIP/PUBLICITY COMMITTEE

BOARD LIAISON: Theresa Brandt

Constance Mood (Chair)

mood@pobox.upenn.edu

Joy Cenicola

joyinclubs@frontiernet.net

Andrea Linn

poodles@rtconnect.net

Eleni Stevens

eleni@moonstruckpoodles.com

NEWSLETTER COMMITTEE

BOARD LIAISON: Ann Addison

Sue Dearholt (Chair)

patsy508@paulbunyan.net

Shelly Phillips

QueenofCaniche@sc.rr.com

Mindy Pedery

mpedery@PRTCNET.COM

Beth Quinn

poodal@yahoo.com

PERFORMANCE COMMITTEE

BOARD LIAISON: Sally Eller

Gloria Ogdahl (Chair)

gogdahl@verizon.net

Sue Dearholt

patsy508@paulbunyan.net

Hope Welch

hvw@adelphia.net

SHOW COMMITTEE 2006

BOARD LIAISON: Sally Eller

Beth Quinn (Show Chair)

poodal@yahoo.com

Sally Eller (Show Secretary)

sallyeller@ftg.net

Elizabeth Glew

gleweliz@comcast.net

Janice Bennett

topknot@peoplepc.com

WEB SITE COMMITTEE

BOARD LIAISON: Sally Eller

David Welch (Chair)

David.F.Welch@Maine.gov

Ann Addison

canicheaa@earthlink.net

Steve Soberski

soberski@soberski.com

SOME DATES TO REMEMBER:

CHATS: watch the UPBA list for the Chatzy site; 8-9:30 ET

March 9, 22

April 3, 19

May 4, 17

June 1, 12, 28

BOARD MEETINGS: 3RD Monday of the month

March 20

August 21

April 17

September 18

May 15

October 16

June 19

November 20

July 17

December 18

COMMITTEE CHAIRS/BOARD

MEETINGS: @ the UPBA Chatzy site

May 8

August 7

Nov 6

NEWSLETTER DEADLINES FOR SUBMITTING MATERIAL

May 31

August 31

November 30

UKC Premier: June 16-18, Kalamazoo, MI



UPBA 2006 MEMBERSHIP

NAME & MEMBERSHIP LEVEL

CM=Charter Member

Adams, Deborah	Regular
Adams, John	Regular
Addison, Ann	Regular, CM
Bennett, Janice	Regular, CM
Benware, Ronnie M.	Regular
Blair, Grace L. MD	Regular, CM
Bragg, Lou	Regular
Brandt, Theresa	Regular, CM
McCarran, Elizabeth	Regular, CM
Cenicola, Joy	Regular, CM
Chabala, Lois	Regular
Currey, Louann	Regular, CM
Dearholt, Susan	Regular
Diestler, Elizabeth	Regular, CM
Diestler, Bruce	Regular, CM
Dokken, Katie	Regular, CM
Eller, Sally	Regular, CM
Eller, Tim	Regular
Erickson, Dawn	Regular

Gaalema, Sandra	Regular, CM
German, Marcia	Regular, CM
Gessner, Sara	Regular
Glew, Elizabeth	Regular, CM
Gonzalez, Anna	Regular, CM
Hamilton, Kadelia	Regular, CM
Higginbotham, Annie	Regular
Howard, Linda	Regular, CM
Laney, Maggie	Regular, CM
Linn, Andrea	Regular
Monestere, Carla	Regular, CM
Mood, Constance	Regular, CM
Ogdahl, Gloria	Regular, CM
Oliver, Rhonda	Regular
Pedery, Melinda	Regular, CM
Phillips, Shelly	Regular, CM
Phillips, Joshua	Junior, CM
Quinn, Beth	Regular, CM
Reed, Julie Borst	Regular, CM
Reed, Kirk	Regular, CM
Reese, Tom	Regular
Rossi, Julie A.	Regular, CM
Scovel, Gary	Regular, CM
Shanahan, Irma	Regular, CM
Soberski, Steve	Regular
Stevens, Eleni & a junior	Regular & JR
Welch, David	Regular
Welch, Hope	Regular, CM
Welch, Mickey	Junior, CM
Welch, Nathan	Junior, CM
Wilkinson, Marnie	Regular
Williams, Melissa A.	Regular
Wolf, Kelsey	Regular
Wolfe, Carolyn	Regular, CM
Yule, Paul	Regular



Just A Dog

From time to time, people tell me, "lighten up, it's just a dog," or, "that's a lot of money for just a dog." They don't understand the distance traveled, the time spent, or the costs involved for "just a dog." Some of my proudest moments have come about with "just a dog."

Many hours have passed and my only company was "just a dog," but I did not once feel slighted. Some of my saddest moments have been brought about by "just a dog," and in those days of darkness, the gentle touch of "just a dog" gave me comfort and reason to overcome the day.

If you, too, think it's "just a dog," then you will probably understand phrases like "just a friend," "just a sunrise," or "just a promise." "Just a dog" brings into my life the very essence of friendship, trust, and pure unbridled joy. "Just a dog" brings out the compassion and patience that make me a better person. Because of "just a dog" I will rise early, take long walks and look longingly to the future. So for me and folks like me, it's not "just a dog" but an embodiment of all the hopes and dreams of the future, the fond memories of the past, and the pure joy of the moment. "Just a dog" brings out what's good in me and diverts my thoughts away from myself and the worries of the day. I hope that someday they can understand that it's not "just a dog" but the thing that gives me humanity and keeps me from being "just a man." So the next time you hear the phrase "just a dog." just smile, because they "just don't understand."

Roca (C) 2006
Versatile Hunting Dog Magazine, February 2006



Editor's Notes

Thank you to everyone who contributed to this quarter's newsletter. The next deadline is May 31, 2006 for the June newsletter. You may send your submissions to me at patsy508@paulbunyan.net

Agility, Conformation, Hunting, UKC Junior Program, Obedience, Tracking, Weight Pull .

.....



These are among the many talents of Poodles that are promoted by the United Poodle Breeds Association (United Kennel Club). Poodle lovers of all levels of experience and involvement in the breed are welcome to join UPBA.

Please join us in celebrating the total Poodle. Go to the United Poodle Breeds Association web site for complete information about the club, including our quarterly newsletter, “The Elemental Poodle”. The application for membership in UPBA is available at:

<http://www.upba.org>
