

The Elemental Poodle



June, 2005 Volume 2 Issue #2
Copyright © UPBA, 2005

From the President's Pen

By Elizabeth Glew

The Board of Directors has been working on formulating Policies & Procedures for the operation of various aspects of the association. We decided to do this as a way of maintaining continuity over time, as offices and other volunteer positions are filled by different people. We have just finalized the first Policies & Procedures document -- the one for UPBA Committees. It's just over 1 page long and it lays out all the essentials for managing a committee. We hope that this will make it easier for members to chair and serve on committees.

The last step in finalizing the P&P for Committees was to review and discuss it at a Special Board Discussion to which all Committee Chairs were especially invited. Several members who are currently serving on UPBA committees had suggested a couple of months ago that the club might be able to get things done more efficiently if committee chairs had more direct contact with the full board. Board members agreed that this would be useful, and we are planning to have 4 extra Board meetings each year specifically for direct discussion with Committee Chairs. Other committee members and club members are also welcome to participate in these meetings. The agenda for each quarterly meeting will be posted in advance and any committee can have their topics included simply by giving them to either the Association Secretary or the board liaison for their committee a minimum of 15 days before the meeting. We held the first of these meetings on June 3rd and our main topic was, fittingly, the P&P for Committees. The next Special Board Discussion with Committee Chairs will be in September. The exact date and time will be announced on the club e-mail list and on the

calendar at our yahoo site.

Other projects "in the works" are Policies and Procedures for hosting UPBA shows, managing the web site, and establishing and awarding trophies. We're also putting together a comprehensive annual calendar to ensure that we meet all UKC deadlines and avoid late fees and scheduling problems. At our next meeting we will begin preparations for the Annual Meeting in November.

Members who are interested in finding out more about the work the Board of Directors is doing for the club always have access to the minutes of Board meetings in the Files section of our yahoo site. There is some delay in posting these because, as required by our parliamentary authority, the minutes of every meeting have to be officially approved at the following meeting. Since the board meets every 3 weeks, there is always a 3-week lag between a meeting taking place and the minutes of that meeting being posted. Anyone who wants information more quickly is welcome to contact any board member for an update.



THE SECRETARY'S SCENE

By Sally Eller

Although summer is barely started, it is time to be looking ahead to Fall and the Annual Meeting of UPBA! This year, for the very first time, we will be having an "in-person" Annual Meeting at our first official National Show. The Annual Meeting will be on Saturday evening, Nov. 5th. The show is Friday evening, Nov. 4th.

From the Bylaws of UPBA, *Article III*.

Meetings.

Section 2. Annual Meeting. *The annual meeting of the Association shall be held during the month of September, October, or November in conjunction with a show and/or trial for the purpose of conducting Association business and at such time and place as may be designated by the Board of Directors. Written notice of the time, place, and location of this meeting shall be mailed not later than 15 days prior to the meeting. The quorum for this and all other Association membership meetings shall be 20 percent of the members in good standing.*

As Secretary, I will mail, or e-mail each of you at least 15 days before the meeting. By then, we will know exactly where and what time the meeting will be. The challenge will be to get a quorum of 20% of our members present! I am sure we can do it, because I am sure that none of you wants to miss this first show if you can possibly make it.

The Show and Annual Meeting will be held at the Charlotte Kennel Club, just south of Charlotte, NC over the South Carolina border.

The Annual Meeting will follow the order of business as outlined in our Bylaws:

Article XI. Order of Business.

Section 1. Association Meetings. *At meetings of the Association, the order of business, so far as the character and nature of the meeting may permit, shall be as follows:*

Roll Call

Minutes of last meeting

Report of President

Report of Secretary

Report of Membership Secretary

Report of Treasurer

Reports of committees

Election of officers and Board (at annual meeting in odd-numbered years)

Unfinished business

New business

Adjournment

We are especially looking forward to the committee reports, and to applauding all the committee chairs and members who have worked so hard this year. We are still in the planning stages for the setting, and activities around this meeting, so if you would like to help, or have

suggestions, send them along to any Board member. Maybe an informal dinner before or after the meeting?

I am looking forward to meeting many of you at the Show and Meeting!

Sally Eller
Secretary, UPBA
sallyeller@ftg.net



Vet Cancer Registry By Julie Borst Reed

UPBA Health Committee Chairman



<http://www.vetcancerregistry.com/pages/about.asp>

You can search data by breed, age....

How many? How often? What's best? How are other veterinarians handling these cancers?

For example, I placed skeletal - dog in the cancer database search and came up with: Total number of dogs on file: 6374.

That could be some hefty reading, but if you need answers and treatment options, it could be a life saver.

Addressing the veterinarians that are encouraged to use this site: "The choices aren't simple and they aren't easy, but with better information handling and cooperation among peers, we can improve our ability to choose.

For clinicians, the ability to search thousands of cancer cases, exploring trends in presentations, treatments and outcomes can yield basic and substantive results, which will impact our patient care. We are now able to add our experiences in the treatment of our own cancer patients to veterinary medicine's general knowledge. We in

clinical research, both as researchers and as editors/reviewers, have accepted a standard in which 20-30 cases per report is commonplace. We all recognize how this situation has undermined the value of our literature. This is useful information, but not sufficient to recognize true epidemiologic trends. Only by collaborating and pooling our data can we break through this barrier, spot trends in occurrence and recognize treatments that will set the stage for success and further inquiry. The Vet Cancer Registry has taken a giant leap forward with a free, user-friendly service that enables clinicians to look at the trends established by thousands of cases and encourage research colleagues to share information."



UKC Standings May, 2005

Poodle

01. CH Argenta Maxed Out Visa Ann L Addison or Geneva Addison 20
02. CH Dream Faith In Freedom Eva Marie Mitchell 15
03. GRCH Vip's Benet Quiet Storm Janice S Bennett 12
04. GRCH Coles Moonlight Serenade Janice A Scherzer 10
05. CH Pickets Fetchin' A Dream Eva Marie Mitchell or Gail A Bjorge 9
06. CH Rochars Southern Melody Roberta Davis and Ann L Addison 6
07. CH Pickets Delight To Dream Eva Marie Mitchell 5
08. CH Fanci Kiss My G.r.i.t.s Bonnie L Hale 4
09. CH Fanci Treasure'd Keepsake Bonnie L Hale 2

Poodle M/c

01. J-c Pioneer's Phuket Sara Gessner 2

Standard Poodle

01. CH Dgl's Deva's Man In Charge Joshua Lester or Sharon D Keen 20
02. GRCH Scheherazade Five Star General Linda Howard 18
03. GRCH C-n-c's Silver Cosette Jean Marie Robertson and Cinnamon Marks 11
04. GRCH UCD UAGII Apollo Olympic Trianta Elizabeth Grasho 10
04. CH Jc Boutimes Pioneer Moonchild Julie Rossi and Sara Gessner 10
06. CH Jc Boutime Pioneer Snowblind Julie Rossi and Sara Gessner 9
07. CH Joiwind Promise Kept Patricia A Killalea and Jake Christian 8
07. CH C-n-c's Silver Rhody-shes Allthat Jean Marie Robertson and Chris Robertson 8
09. UCD Call Me Ragtime Charlie Jacquelyn E Taylor 6
10. CH G' Day Terrifick Slvr Huntabt Terri Sidell 4

Standard Poodle M/c

01. CH Jc Boutime's Pioneer Genesis Julie Rossi or Sara Gessner 19
02. CH Dgl's Deva's Taylor Made Sharon D Keen 14
03. CH Sandpipers Hearts Of Fire Michelle Golding 6
03. Jc Pioneer Sharp Shooter Andrea Haas 6
05. Jcpioneer Shadow Chaser Irma C Shanahan 2

Agility All Stars I

- 20 UCD UACHX RICHLIN'S II POODLE Theodore W Browning and Barbara Browning Ohio 50
- 20 UACH MURPHY MAN POODLE Ted Browning and Barbara Browning Ohio 50
- 29 UAGII MS. AUDREY MORGAN POODLE Penny Morgan Illinois 49

Agility All Stars II

- 6 UACHX KARENS GYPSY MAGIC POODLE Karen Warda Illinois 66
- 11 UAGII MS. AUDREY MORGAN POODLE Penny Morgan Illinois 50
- 43 UACH UCDX GRCH TIGER'S UNIQUE MAGIC NICHOLAS STANDARD POODLE Louann Currey New York 30
- 43 UACHX TORQUAY ANDRE' L'AMOUR POODLE Virginia L Schul Wisconsin 30
- 43 UACHX CH DAWNS MOONLIGHT WHISPER POODLE Sherry D Speckels Illinois 30

Agility All Stars III

- 7 UCD UACHX RICHLIN'S II POODLE Theodore W Browning and Barbara Browning Ohio 50
- 21 UACHX UCD MON PETIT BIJOU POODLE Shelly K Weeks Wisconsin 30
- 21 UACH MURPHY MAN POODLE Ted Browning and Barbara Browning Ohio 30
- 21 UACHX KARENS GYPSY MAGIC POODLE Karen Warda Illinois 30
- 44 UACHX TORQUAY ANDRE' L'AMOUR POODLE Virginia L Schul Wisconsin 22
- 48 UACH UCDX GRCH TIGER'S UNIQUE MAGIC NICHOLAS STANDARD POODLE Louann Currey New York 20
- 48 UACH UOCH TORCHLIGHT GOLDEN CAVALIER STANDARD POODLE Marie A Goulden Illinois 20
- 48 UACHX CH DAWNS MOONLIGHT WHISPER POODLE Sherry D Speckels Illinois 20

Novice All Stars

- 7 UCD RAVENDUNE CLEAN SWEEP POODLE Janet Johns Michigan 25
- 36 UCD GRACELANN'S RAINBOW JUBILEE STANDARD POODLE P Rooney and B Rooney Pennsylvania 14
- 36 UCD TREBERT'S JASPER STANDARD POODLE Donna Trebert Connecticut 14

Open All Stars


9 UACH UUD FREEWYN'S BMW POODLE Diane J Propst Missouri 27
29 UCD MELANGE BROADWAY MARQUI POODLE Frances Gerechka or Wesley Gerechka New Jersey 12
34 UOCH BLACKBERI JUBILEE STANDARD POODLE P B Rooney and L Detra Pennsylvania 11
34 UACH UOCH TORCHLIGHT GOLDEN CAVALIER STANDARD POODLE Marie A Goulden Illinois 11
43 UCD MELANGE SWEET BRIAR POODLE Margaret A Pierce New Jersey 9
48 UCDCX UAGII RETNIW'S QUIDDITCH GOLDCHASER STANDARD POODLE Joan Wilson and Curtis Wilson Virginia 8

Congratulations to all those members whose names appear on these lists!!



IF DOGS COULD TALK: EXPLORING THE CANINE MIND

A new book by a Hungarian ethologist at Eötvös Loránd University in Budapest and a noted dog expert, Vilmos Csanyi, [If Dogs Could Talk: Exploring The Canine Mind](#), uncovers new points of "dogs' smartness". Through a series of experiments with dogs, wolves and their owners over a period of several years, the author demonstrates that dogs "outsmart" not only their relative wolves but also chimpanzees! The abilities to communicate with their owners on different levels are the result of a long history of human-canine co-evolving and something that no other animal has been able to master to this level. This hardcover book is a most enjoyable read. Published by North Point Press. (At Amazon.com - regularly \$25.00)



Submitted by Julie Borst Reed



People who keep dogs live longer on average than those who do not. The calming influence of the company of a friendly pet reduces blood pressure and

therefore the risk of heart attack.

.....Desmond Morris



Marnie, reducing the Editor's blood pressure while camping, Spring, 2005



JACK'S BIG ADVENTURE...

**By Tim and Sally Eller
Ovid, New York**

Jack and Nellie were finally able to range ahead in the woods as we walked, after days and days of on-lead walking as we traveled coast to coast. We were in the Sawtooth Mountains of Idaho, in the Lowman National Forest, along an old logging road about 10 miles from the nearest paved road. We had only gone about one mile when I noticed that both dogs had gone ahead a little too far, so whistled them in. Nellie showed right up, but Jack didn't. Jack is four, and typically a very calm and reliable standard poodle, unlike his somewhat wilder two year old kennel mate Nellie. This time Nellie was right there, but no Jack.

So we called, and whistled...and called and whistled. It was about noon, so lots of time for him get back so we could resume our walk. Jack had never been gone for more than 10 minutes in the past. Further, he was wearing an e-collar, so we started giving him the warning tone, which in the past always had worked immediately.

Still no Jack. ...time for a nick.

Still no Jack. An hour later.

Now what? A little panic starts to set in. OK, Sally will stay close to where we last saw him, and Tim will start ranging out to call him and try to figure out what's up. The country is pretty rugged, and in the 5000 to 6000 ft. altitude range.

A few hunters about, on ATVs, but no one else. We stop those that we see and ask if they've seen a black standard poodle about. They probably chuckle a bit to themselves, but are sympathetic and offer to keep a lookout for Jack. We have NY tags on our car, so right away they are thinking this a city dog, but no...we live in upstate NY, and Jack is in the woods nearly every day. He's trained as a retriever, as well as a therapy dog.

Down to the Ranger Station to report a missing dog. The Forest Service staff is very sympathetic, and will keep an eye out, but haven't heard anything. They warn us that the wolves in area are denning up, and will just kill Jack if he intrudes. The mountain lions in the area more reclusive, so unlikely the problem.

We put up Reward notices on the one public phone; on the road entrance, and where we were parked. Tim keeps hiking further and further, trying to make large circles around the last place we saw Jack. Calling and whistling. Lots of lonely miles, but no Jack.

Finally, desperation. We leave a pile of jackets, leads and some prime cheese where we were parked, and give up for the night at dusk. Then Sally takes off for one more check up the trail where he disappeared. Tim waits, and waits, not knowing exactly where Sally was headed, but guessing correctly. So off goes Tim on Sally's likely trail, and finds Sally a mile up the road, near dark. Just too tired and keep going, so we pack it in and head back to the campground to try to get some sleep.

Tim sleeps...exhausted. Sally maybe sleeps some.

At first light, back to the search. Temperature about 20 F. Resolved to try to find Jack's body, having concluded that the only way that loyal, reliable Jack could have failed to respond for so long would be the wolves. Decided the best approach would be start with concentric search circles from where Jack disappeared, hoping to find a collar, or something. Anything.

We drive back to where we had parked, and had left the jackets etc. Both desperately hoping that Jack would be there waiting. But no.

So up the trail to resume the search. Then looking up, there's Jack! On a ledge about 200 ft above

the trail. Not moving, but the bright orange collar unmistakable. Is he OK, or dead? No motion. Up goes Tim, scrambling...and Jack moves! He's at least alive. As Tim makes it up to the ledge, Jack is still not moving but shivering like crazy. He looks OK! Maybe hypothermic...he's not himself, but clearly glad that we finally showed up.

Down we go, more or less head over heels. Jack is dehydrated, but not much worse for the wear. We are worse off, but elated.

All and all, he was gone for twenty hours. We still have absolutely no idea of what happened. He isn't saying. But maybe a few lessons from the experience.

One...trust the dog to find his way back. Searching and calling may have helped, but in the end it was Jack that found his way back. Probably best to just wait...and wait. If the dog is going to get back, it will be because he backtracks himself.

Second, don't give up on him. I'm sure now that he wondered why we left him for so long.



Braggs & Announcements

Lynda Koch reports that Checkers had his hips tested. The application number is: 1095792
Date of report: 4/20/2005
OFA Number: PO-14131G48M-PI
The Hip Joint conformation was evaluated as: GOOD
Check it out at:



<http://www.offa.org/display.html?appnum=1095792#animal>

Katie Dokken announces new UKC Champions:

UKC CH Jateko Riders On The Storm, solid white standard poodle owned by Katie Dokken, WP's Poodles, Orlean, Virginia

UKC CH WP's Cherdons Chequered Love, black and white standard poodle, owned by Katie Dokken, WP's Poodles, Orlean, Virginia.

This picture is of Jateko Riders On The Storm winning back to back "Best of Winners" at the Chesterfield, Virginia shows held by the



Mid-Atlantic Kennel Club in April 2005.

This image is from the Bel Air shows. New Champion: CH Jateko Riders On The Storm, owner Katie Dokken, Old Line State Dog Club, Bel Air, Maryland



Eva Marie Mitchell of DreamPoodles Toys and Minis reports Am U-Ch Dream Faith In Freedom RN (CHIC) finished at the Echo club shows in April and has one pass toward her GRCH. Faith recently passed her 2005 CERF and is OFA Good, Optigen A, Patellas and Thyroid Normal. Faith is in the top 10 at this point for 2005 with a Group 3 and a Group 2 at the Wisconsin BTA and a BOB at Echo. Faith is Am CH Parade Protégé X Am Can Int CH Tanzen Muffin's Dream TP. Faith was bred and is owned by Eva Marie Mitchell. Faith finished her Rally Novice title in 3 trials and had a second place score at Toledo KC.

Am Can U-BIMBS U-GRCH Pickets Fetchin' A Dream (CHIC) went Best in Multi Breed Show at Echo under Beth Snodegar. He finished his Grand Championship at Kalamazoo under Roger Bennett. Fletcher also recently passed his CERF, and received "Good" results from OFA for hips and elbows and has outstanding patellas. Fletcher is Can CH Jasu's All Over It X Pickets Raven of Abbey Gail (CHIC). Fletcher was bred by Eva Marie Mitchell and Gail A. Bjorge. and owned with Caitlin Marotte. Caitlin won a first place in Intermediate Novice on Saturday and a 4th place on Sunday at Key City in Minnesota.

Am U-CH Pickets Delight To Dream finished at the Wisconsin BTA with a Group 4. Joy is sired by the English import Ch Aedan Double Dealer out of Pickets Raven of Abbey Gail (CHIC). She recently passed CERF, is Optigen A by parentage. Joy was bred by Eva Marie Mitchell and Gail A. Bjorge and is owned by Eva.

U-CH Pickets Designer Dream (U-CH Benet-Windswept Born To Fly (CHIC) X Am CH Designer's Crystal Lite) has two passes toward her championship at Echo Dog Club in April. She finished at Kalamzoo under Katherine Short. Edith Ann was bred by Gail A. Bjorge and owned by Eva Marie Mitchell and Gail A. Bjorge. She recently passed her CERF and was born Sept 30, 2004. She is seven months old. U-CH Pickets Designer Dream won her first AKC three point major, under Mr. Bradley Jenkins, from the six-nine month class. Edith has been entirely owner handled at this point and is a blue miniature..

U-CH Dream Simply Designer Class (Am CH Silde Kill and Tell X Am Ch Designer's Jelly Bean (CHIC)) has two passes toward his championship at Echo Dog Club in April. Hudson finished his Championship at Kalamazoo under Theresa Werder. He then went on to win the Champion Class under John Tompkins, beating two Grand Champions for BOB and a G3. Hudson was born Oct 19, 2004 and is six months old. Hudson also passed his CERF in April. Hudson was bred by Eva Marie Mitchell and Mary Jo McNutt and is owned by Kristine Wyncotte.

Am U-GRCH Dream Pickets GoGetIt At Benet finished her Grand Championship with a G4 at Kalamazoo under Katherine Short. She won a G3 under Theresa Werder at Kalamazoo also. Emma

recently passed her CERF, is preliminary OFA good (permanent x-rays have been submitted for



elbows and hips) and is tested Optigen C. We have a litter planned for Emma with Ch Parade Protégé, who is tested Optigen A. We are thankful every day that

the Optigen test allows us to continue to utilize our complete gene pool responsibly. Emma has a permanent home with Terri Vinje and was bred by Eva Marie Mitchell and Gail A. Bjorge.

Dream Simply Scandalous RN: Zamora's Country Rock (CHIC) X Dream Legend Truly In Deed (CHIC) has one pass toward her championship at Echo Dog Club in April. CeCe Bloom passed her CERF in April. She was bred and is owned by Eva Marie Mitchell and Mary Jo McNutt. CeCeBloom also finished her Rally Novice title in 3 straight shows completing her 3 legs. Ce Ce Bloom is a black toy and was owner handled in all trials. She was bred and is owned by Eva Marie Mitchell and Mary Jo McNutt. Her first two legs were at Key City and she won 3rd placement on Saturday.

Dream Simply Designer Label, the silver miniature won two 4 pt majors, handled by Terri Meyers. Calvin is Ch Silde Kill and Tell X Ch Designer's Jelly Bean and was bred and is owned by Eva Marie Mitchell and Mary Jo McNutt.

Dream Pickets Go Find It won 2 legs toward his Rally Novice title, handled by his owner, Teri Vinje. Renfeild is Ch Parade Tell All x Am Can Int CH Tanzen Muffin's Dream TP and he was bred by Eva Marie Mitchell and Gail Bjorge.

“Litter Box”

Ch Baliwick Ballyhoo X Am U-CH Pickets Delight To Dream , one black male and one black female born on March 30th.

Am Can U-BIMBS U-GRCH Pickets Fetchin' A Dream (CHIC) x Silkwind Pickets Only Dream, one black male born on April 21st.

Mindy Pedery of Zorcon Poodles reports Black Standard Poodle female Zorcon From Russia With Love was Best Female and Best Of Winners for a competition win on April 16,2005 in Charlotte,NC.



Zorcon From Russia with Love "Nadia"

Standard Poodle U.Ch.Baldur Song Of Okarina received his CHIC number. See his listing at: <http://www.offa.org/display.html?appnum=1098065#animal>

Louann Currey reports that at the TNT trial in PA, my STDPDL, Ree (ARCH, UAG2, UCD, Ch Blu Majic's Kindergarten Kop, CD, RA, ASCA CD, NA, OAJ, TN-N, HIC, CGC, VCX) earned her UAG2 title with placements and earned her first points towards her UACH. She ran 8 runs, qualified in 7 of them and earned 6 placements.

My STDPDL, Nick (ARCHX, UACH, UCDX, GR CH Tiger's Unique Magic Nicholas, UD, RA, MX, MXJ, R3, ASCA CD, EAC, EJC, OGC, TN-O, WV-N, HIC, TT, CGC, VCX) earned the last points needed for his agility championship, and earned 3 legs towards his UACHX in his first 3 attempts. He had 11 runs, and qualified and PLACED in all 11 runs, and earned 6 perfect 200 scores. He also earned HIT (High in Trial) in trial 2 in the Saturday trial.



Nick winning HIT at the TNT Canines agility trial on April 30, 2005 out of the AG3 class

Julie Borst Reed and Kirk S. Reed, Tiara, La Jolla, CA reports that Tiara Love Me Do, competing in a UKC agility trial on one weekend in 2003, 2004 and now 2005, our "Lovey" (whelped 8/18/95) achieved her UAG II title with a beautiful run that set the crowd into applause in early May. Thanks Lovey! You are some girl.



Photo of Lovey taken 5/25/05

Litter Announcement:

Jolair Poodles is proud to announce 9 Black Standard Babies (5 boys 4 girls) Born April 19, 2005
Sire: Moosehead's Maxmillian
Dam: Ruby Juliani V Jolair
Both parent's listed on OFA with test results.



Bonnie Hale's two girls Fanci Treasure'd Keepsake and Fanci Kiss My G.R.I.T.S both finished in May this year. That makes them double CHs!

For the Do-It-Yourselfer:

Portable PVC Exercise Pen

Dog show and agility people have been using metal exercise pens for years. Problem is that the commercial ones are expensive. For about one

half of the price of a commercial, metal exercise pen, you can construct this PVC exercise pen, which ends up being slightly bigger.

Each exercise pen consists of 6 panels. We give instructions for two basic panels: the fishnet panel and the barred panel. The fishnet panels are lighter, cheaper to make and give more complete coverage from prying hands that may want to pet the hounds. The barred panels are sturdier, heavier and easier to keep clean.

Materials Needed for 6 Fishnet Panels:

- 24 1/2" PVC T's (not threaded)
- 24 1/2" PVC elbows (not threaded)
- 11 10-foot sections of 1/2" PVC
 - 24 36-inch pieces
 - 36 12-inch pieces
- 6 3 foot x 3 foot sections of fishnet or mesh (or, thin rope to weave into a net)
- Thin rope or cord to attach net to frame
- 25 plastic cable ties (or wire or garbage ties)
- PVC cleaner and glue

Materials Needed for 6 Barred Panels:

- 84 1/2" PVC T's (not threaded)
- 24 1/2" PVC elbows (not threaded)
- 19 10-foot sections of 1/2" PVC
 - 54 36-inch pieces
 - 96 3.5-inch pieces
- 25 plastic cable ties (or wire or garbage ties)
- PVC cleaner and glue

Step 1: Shop for Parts

We found the necessary parts at a home store (like Home Depot or Hechingers), but a plumbing supply place may be less expensive. The 10-foot sections of PVC cost around \$1.30 each. The T's and elbows were \$0.15 - \$0.40 each. We found the contractor packs of 10 to be one half the price of buying the pieces individually.

For the fishnet panels, we found a 10-foot by 10-foot decorative fishnet at an army surplus store.



Alternatively, any mesh will work. Heck, you could even macramé or weave your own netting

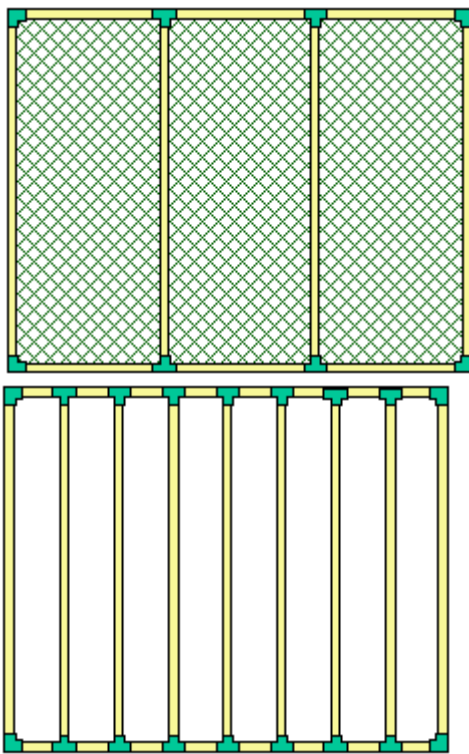
on the frame with thin rope or cord.

Step 2: Cut the PVC

Your job will be much easier if all your pieces are exactly the same size. A radial arm saw or power miter saw works great for cutting PVC, especially with a stop-block to ensure all the pieces are the same size. The hand-held PVC cutters also work well, but will be considerably more work.

Step 3: Dry Fit the Pieces

Construct the PVC panels as shown in the diagrams below to ensure you have all the necessary parts for the 6 panels. We found that attaching the fittings to all of the 36-inch sections first was best. Then attach the 36-inch sections into panels using the shorter pieces. Cut extra pieces as necessary. When you're sure you have all the necessary parts, take everything apart again.



Step 4: Prepare PVC for Gluing

You CANNOT skip this step. You must use the special PVC cleaner to prepare the PVC to take the glue. It comes in a metal can with a brush attached to the lid. IN A WELL-VENTILATED AREA, clean about 1 inch of each end of each piece of PVC. Also clean the inside of each elbow and T.

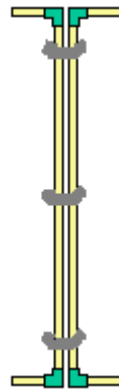
Step 5: Glue PVC

PVC glue dries VERY quickly. You have under 20 seconds to position the fitting on the pipe. You won't be able to twist after that, so be certain that your fittings are proper aligned. The safest way we found to proceed was to glue the fittings to the ends of all the 36-inch sections first, being careful to make sure the fittings on each end pointed the same way. Then go back and glue in the smaller pieces to make each panel.

Step 6: Fishnet Panels Only

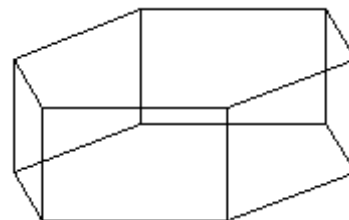
Lay the completed panel over the fishnet and cut to the proper size. Tie a cord to the frame and weave through the edges of the fishnet and over the frame to stretch and attach the net. This can take some time. Be patient with it. Alternatively, tie rope or cord to frame and macramé the netting yourself.

Step 7: Connect the Panels



Use three plastic cable ties (or wire) to connect each of the panels to the next. Do not make the last connect to complete the circle. This will be your door. Attach a few cords or extra pieces of wire where this last connection would be made so that you will be able to secure the door in the field.

Step 8: Set Up Your Exercise Pen



Position the panels into a circle. Optionally, use tent stakes to secure the pen into the ground. Or, use sandbags

to secure the pen on a hard surface. Add blankets or pillows as you'd like. Another good idea is to use one of those outdoor canopies or market umbrellas to provide shade for your hounds.

Enhancements

The following enhancements come from Sylvia Kively of New Hampshire. She attributes them to Kevin Kively.

My husband made an ex-pen using your directions, with a few modifications I thought I'd share with you.

He used CPVC, which is smaller and lighter. To connect the sections, he drilled holes through the pipe and threaded the plastic ties through them to keep them in place. For the door, he inserted eyebolts on both panel ends, and made a rod that fits down through them to secure the door.

Quick Hound Toys

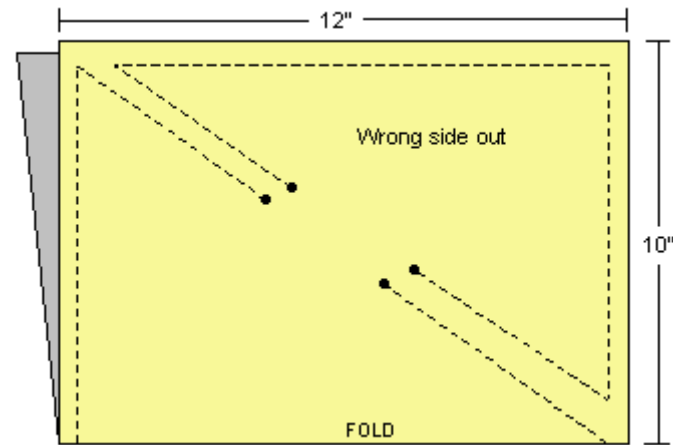
Gutless Fleece Toys

It seems like every poodle loves those faux fleece toys. You know, the ones shaped like little people. The first problem with those is that they can cost \$8-\$12 each. Yikes! A yard of faux fleece at a fabric store is around \$8. With that yard, you can make 10-20 toys, depending upon the shape you choose. The second problem is that the manufacturers put stuffing in them. We have one hound who can remove all stuffing within 30 seconds. What a mess! The poodles have just as much fun with the "gutless" version.

Materials Needed for 10-20 Toys:

- 1 yard of faux fleece (I like the color oatmeal, but any color will work)

Instructions



For the maximum number of toys per yard and the quickest production time, cut the fleece into 12" x 20" rectangles. Fold each piece with right sides together and sew as indicated below. Cut between the stitch lines that run diagonally across the piece. Turn right side out and stitch the hole shut.

The poodles are happy with the triangles. However, sometimes you want something special, perhaps as a gift. I've done hearts, initials, bones and gingerbread men. Place two pieces of fleece with right sides together. With a marker or pencil, draw the shape on the wrong side of the fleece (if you're doing initials, be sure the mirror the letter so it will be correct when you turn it inside out. Stitch along the pencil line, leaving a small hole to turn the toy right side out. Turn right side out and stitch the hole closed.

Toss Balls



Some poodles love chasing after items tossed for them. Here's one that's easy on your throwing arm and a blast for a hound. They take just a few minutes to make and are very inexpensive.

Materials Needed for 3 Toys:

- 9 feet of rope

- Can of 3 tennis balls

Instructions



Place one tennis ball in a clamp or vise.

1. Use a drill with a large drill bit to drill a hole through the tennis ball (one hole on each side).
2. Thread the rope through the holes.
3. Tie a simple knot very near the ball.
4. Knot or burn the ends of the rope to prevent fraying.
5. Tie a second knot near the ends of the rope.


Editors Note: Thank you Elizabeth Glew and Julie Borst Reed for the links to these projects! Reprinted with permission from Greyhound Manor Crafts.



Editor's Note

Just thought I'd show you this T-Shirt my niece's friend wore while visiting her in California. She snapped this and **had** to share it with me. We definitely still have some image-building to do

some places!



The next newsletter deadline is August 31, 2005. Please send any suggestions you may have along with your articles, photos, accomplishments, and anything poodle!

Sue Dearholt

patsy508@paulbunyan.net



The term **dog days of summer** was coined because the hottest days of the summer in

Rome coincided with the night sky when the Dog Star (Sirius) could be seen. The Romans believed the brightness of the star added to the heat of the sun.



UPBA Support Page



This Space Available
Business card ads are available
for \$10 for 6 months or
\$20 for 1 year.

Submit your business card and payment to:

UPBA
PO Box 305
Flemington, WV 26347

